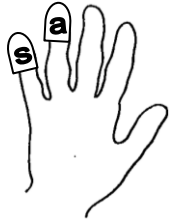


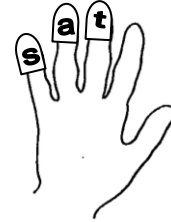
1. Put the letter s on your pinky so you can see it.
Make the sound.



2. Put the letter a on your ring finger so you can see it.
Make the sound.

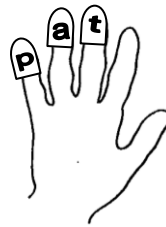


3. Put the letter t on your tall finger so you can see it.
Make the sound.



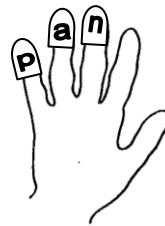
4. Sound out the word.
s-a-t

5. Take off the s and put on a p.



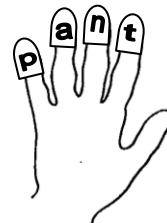
6. Say the word.
p-a-t

7. Take off the t and put on an n.



8. Say the word.
p-a-n

9. Now add the letter t to your pointer finger.



10. Sound out the word.
p-a-n-t

Challenge: Make your own words with the fingers and write on the white board.